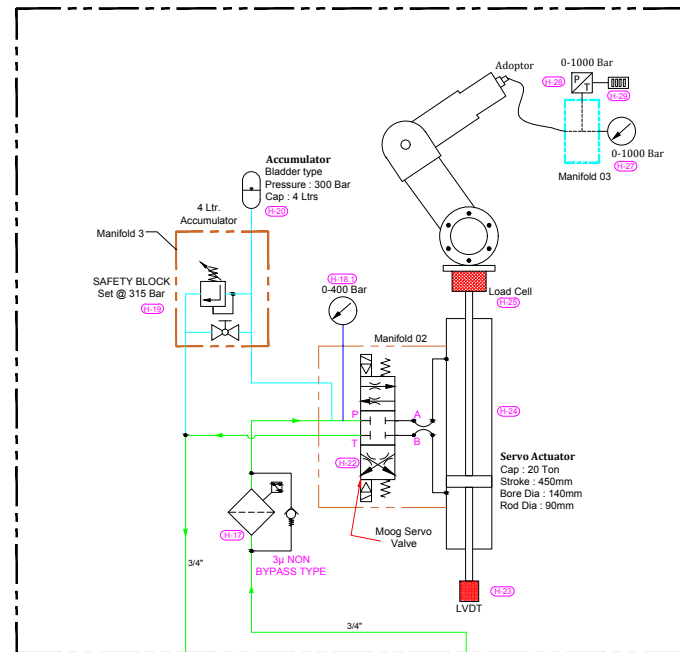


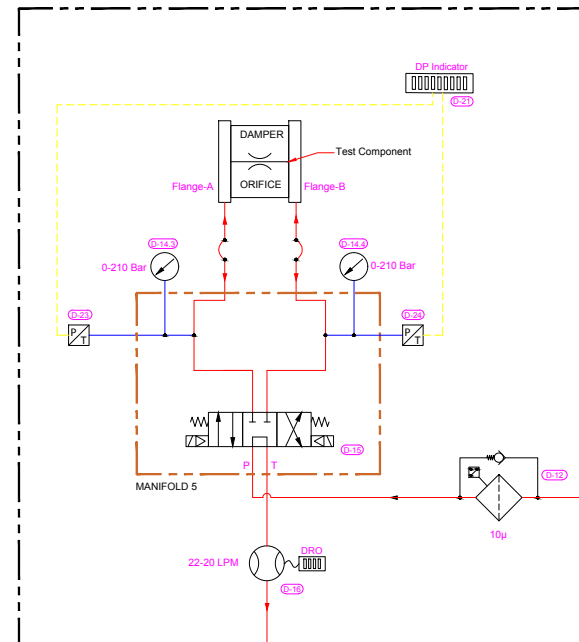
THIS DWG. IS SOLE PROPERTY OF NEOMETRIX ENGINEERING PVT. LTD.
UNAUTHORISED USE OF THIS DWG. OR MAKING PRODUCT AS PER THIS DWG.
WITHOUT OUR PERMISSION OR ANY OTHER MISUSE IS NOT PERMITTED.

PIPE SCHEDULE			
1 Inch	1-1/2 Inch		
3/4 Inch	1/4 Inch		
1/2 Inch			

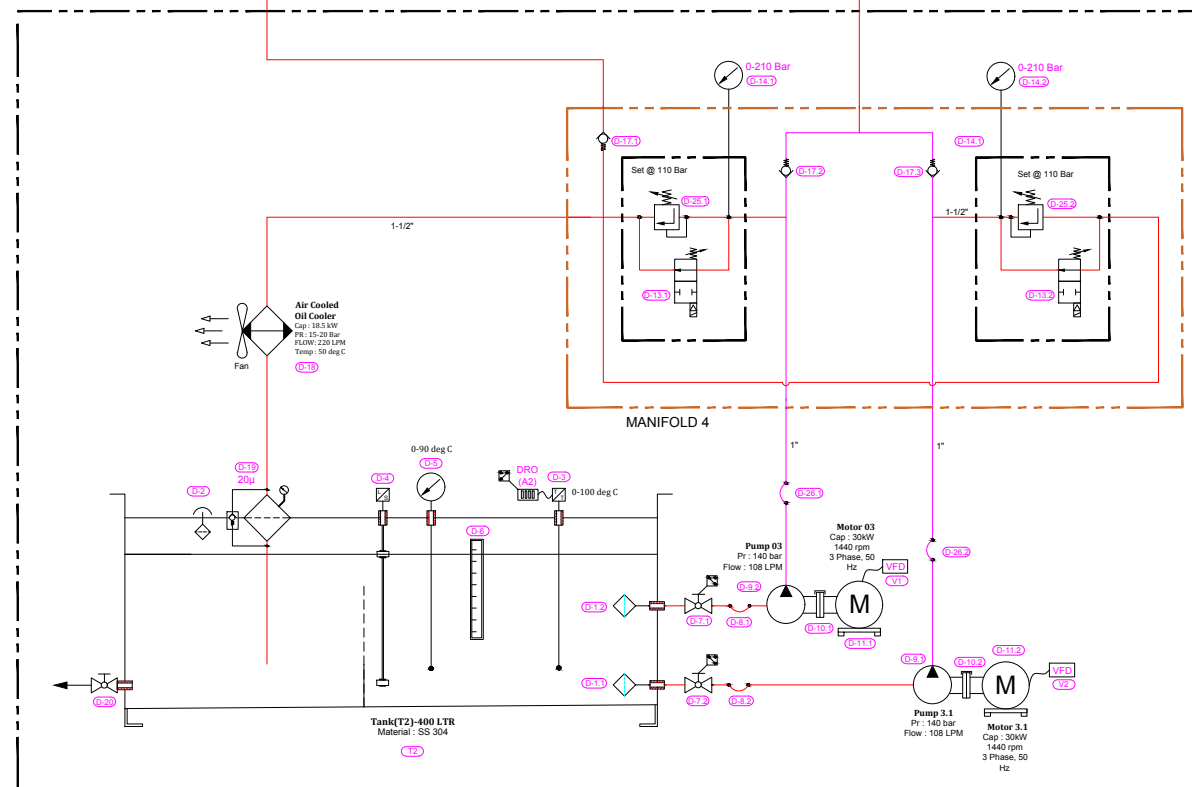
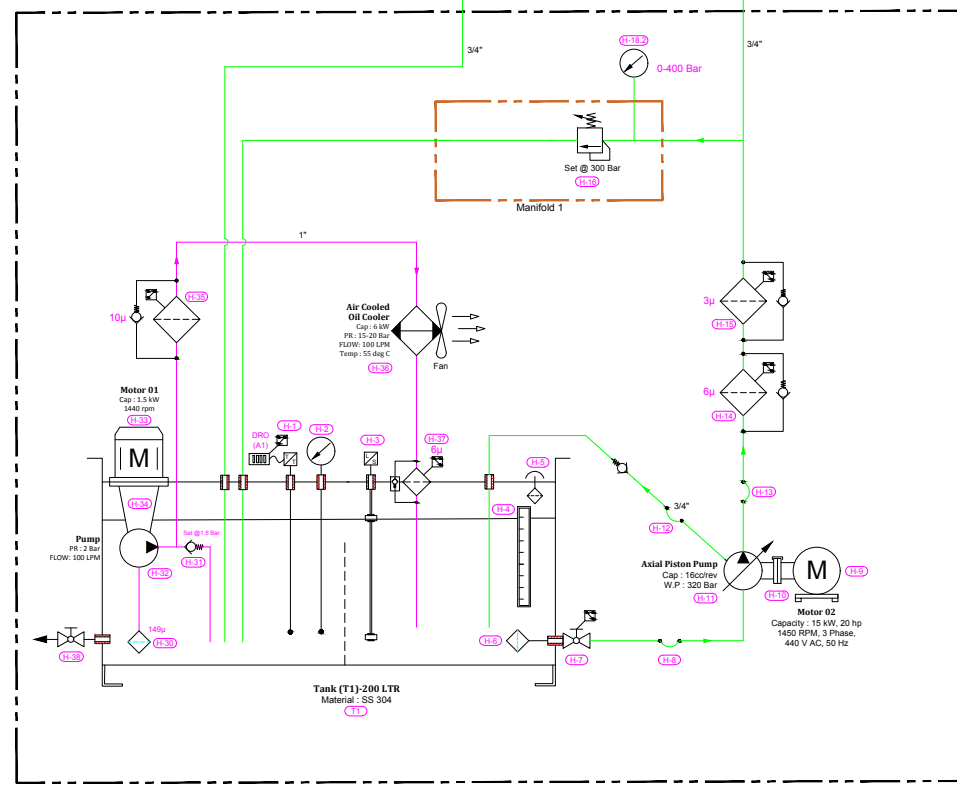
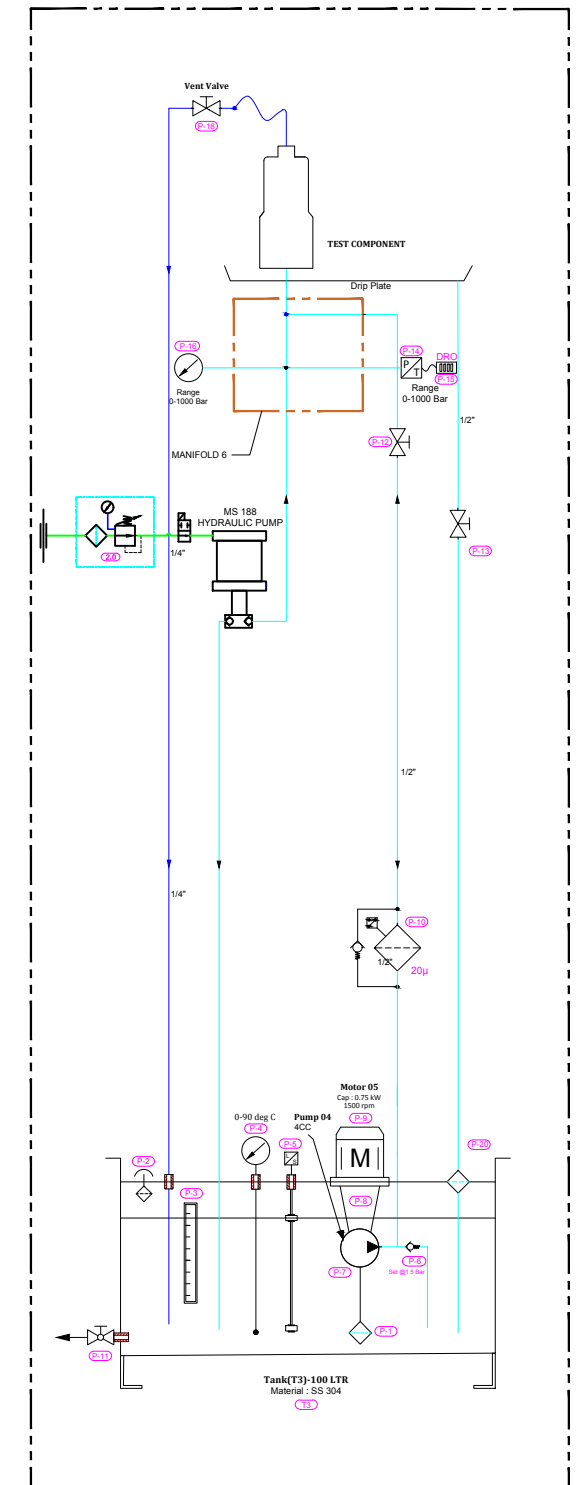
HSU TEST STAND



DAMPER TEST BENCH



STATIC TEST BENCH



NOTE :
THIS DRAWING IS TENTATIVE AND SUBJECTED TO CHANGE

HYDRAULIC CIRCUIT (HYDRAULIC TEST EQUIPMENT FOR HSU)

		NEOMETRIX ENGINEERING PVT.LTD. E-148, Sector-63, Noida, UP-201301 Tel. No. - 0120-4500800 Fax No. - 0120-4500888 E Mail: contact@neometrixgroup.com	
		MAIN TITLE: HYDRAULIC TEST EQUIPMENT FOR HSU SUB-TITLE: HYDRAULIC CIRCUIT CODE: A1782 CUSTOMER: L&T HYDRAULICS END-USER: L&T HYDRAULICS PO. No.: 41802215 DATED : 29-09-2017	
PROJECTION: AA CHECKED BY & DATE: SPS 26/02/2018 APPROVED BY & DATE: SPS 26/02/2018	DRAWN BY & DATE: N.K 26/02/2018 SIZE: A2 SCALE: NTS SHEET: 01 OF 01	CROSS REF. DOC: - CUSTOMER DWG. / REF. No: - NOTES: - NEO. DWG. NO.: T-PED-A1782-HDWG-HSU Rev.: 03	O.A. No.: - CROSS REF. DOC: - CUSTOMER DWG. / REF. No: - NOTES: - NEO. DWG. NO.: T-PED-A1782-HDWG-HSU Rev.: 03