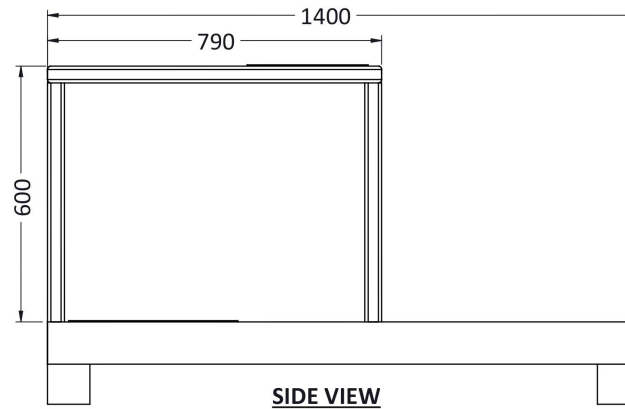
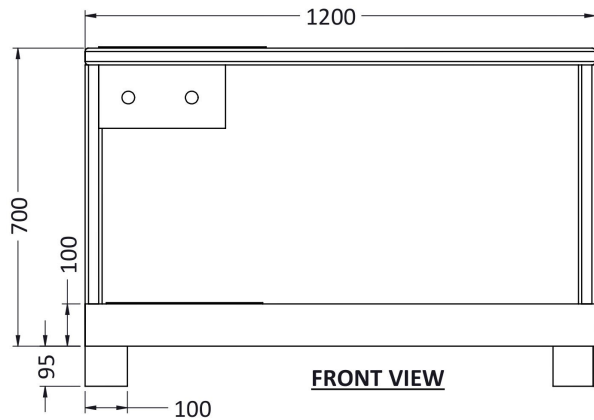
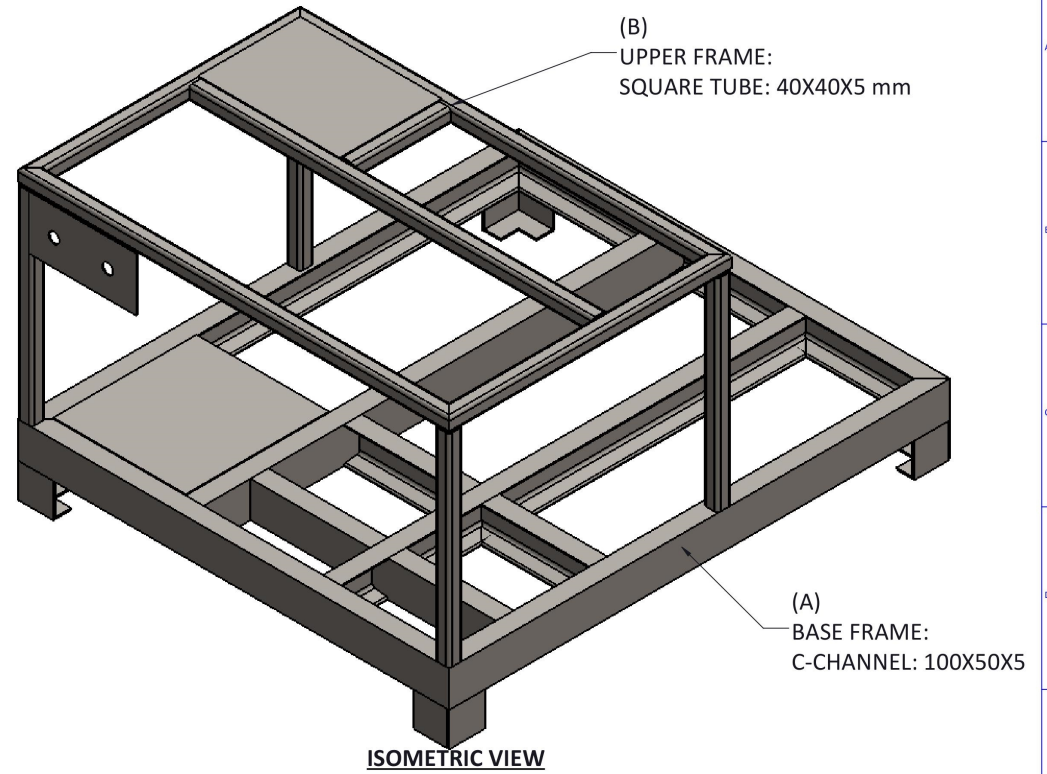
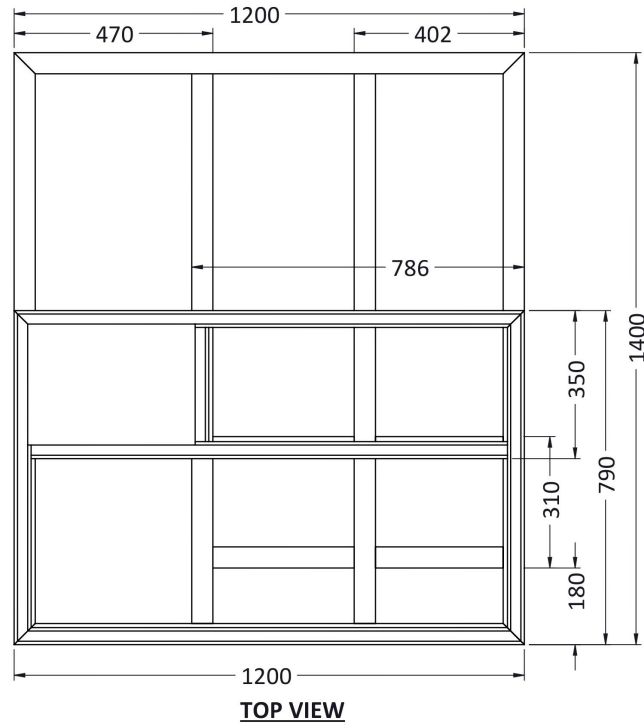


THIS DWG IS SOLE PROPERTY OF NEOMETRIX ENGINEERING PVT. LTD. UNAUTHORISED USE OF THIS DWG OR MAKING PRODUCT AS PER THIS DWG, WITHOUT OUR PERMISSION OR ANY OTHER MISUSE IS NOT PERMITTED.



**HSU FRAME FOR L&T**

DESIGN DATA	
OVERALL DIMENSION	1200X1400X700 mm
(A) BASE FRAME	C-CHANNEL 100X50X5 mm
(B) UPPER FRAME	SQUARE TUBE 40X40X5 mm
MATERIAL	MILD STEEL
WEIGHT	126 kg (approx.)

**NOTE:**  
• All Dimension are in mm.

**PART NO. :NX-A1782-HSU-SF-01**

<b>NEOMETRIX</b> www.neometrixgroup.com		NEOMETRIX ENGINEERING PVT LTD E-148, Sector-03, Noida, UP-201301 Tel No. : 0120-4100800 Fax No. : 0120-4100808 Email : contact@neometrixgroup.com	
MAIN TITLE	HYDRAULIC TEST EQUIPMENT FOR HSU	QA No.	
SU B - TITLE	FRAME FOR HSU	Cross Ref. Doc. No.	
CODE	A1782	Customer Dwg./Ref. No.	
CUSTOMER		Note:	
CONTRACTOR		NX-A1782-HSU-SF-01	
PO. NO.			
PROJECTION	DRAWN BY & DATE	N.K	25/01/2018
	CHECKED BY & DATE	S.H.	25/01/2018
	APPROVED BY & DATE	S.P.S.	25/01/2018
	Size	A3	NTS
	Scale	1:1	
	Sheet	01	01
	NEO. DWG. No.		
	T-PED-A1782-HSU FRAME		