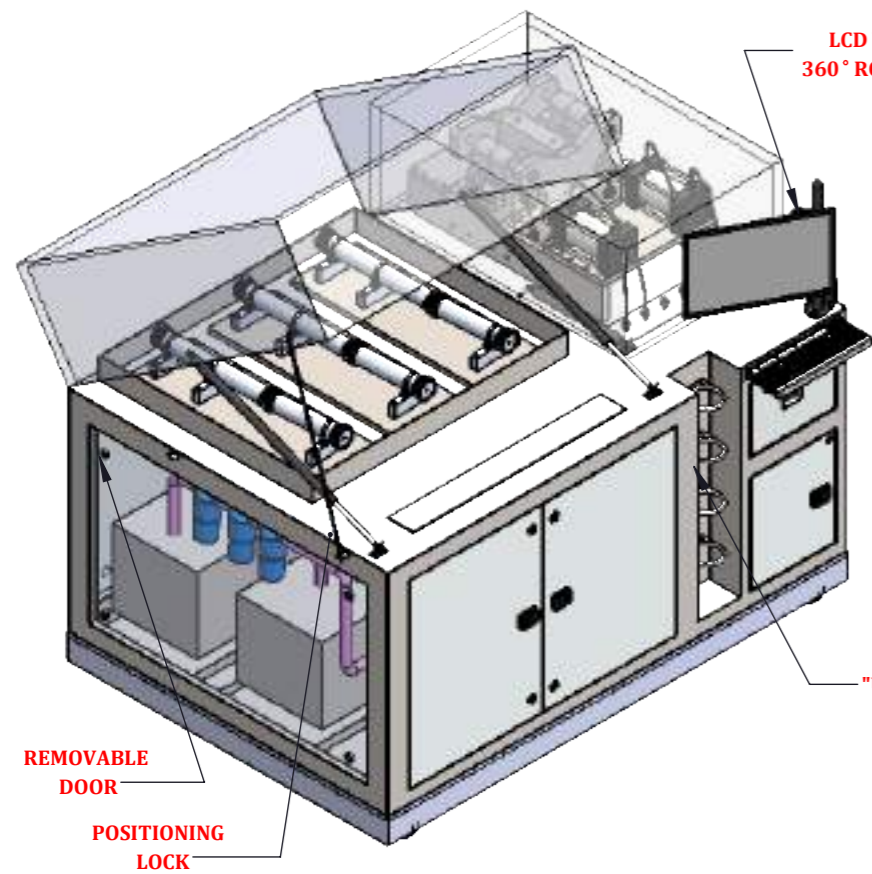
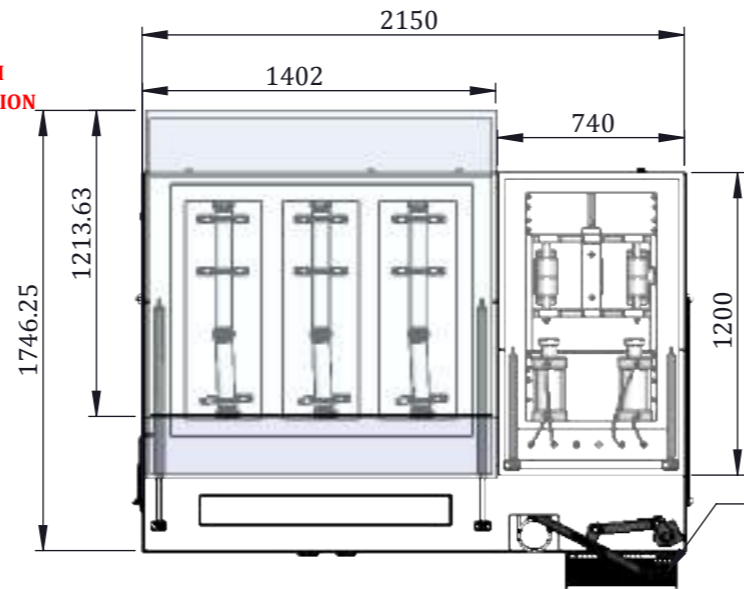


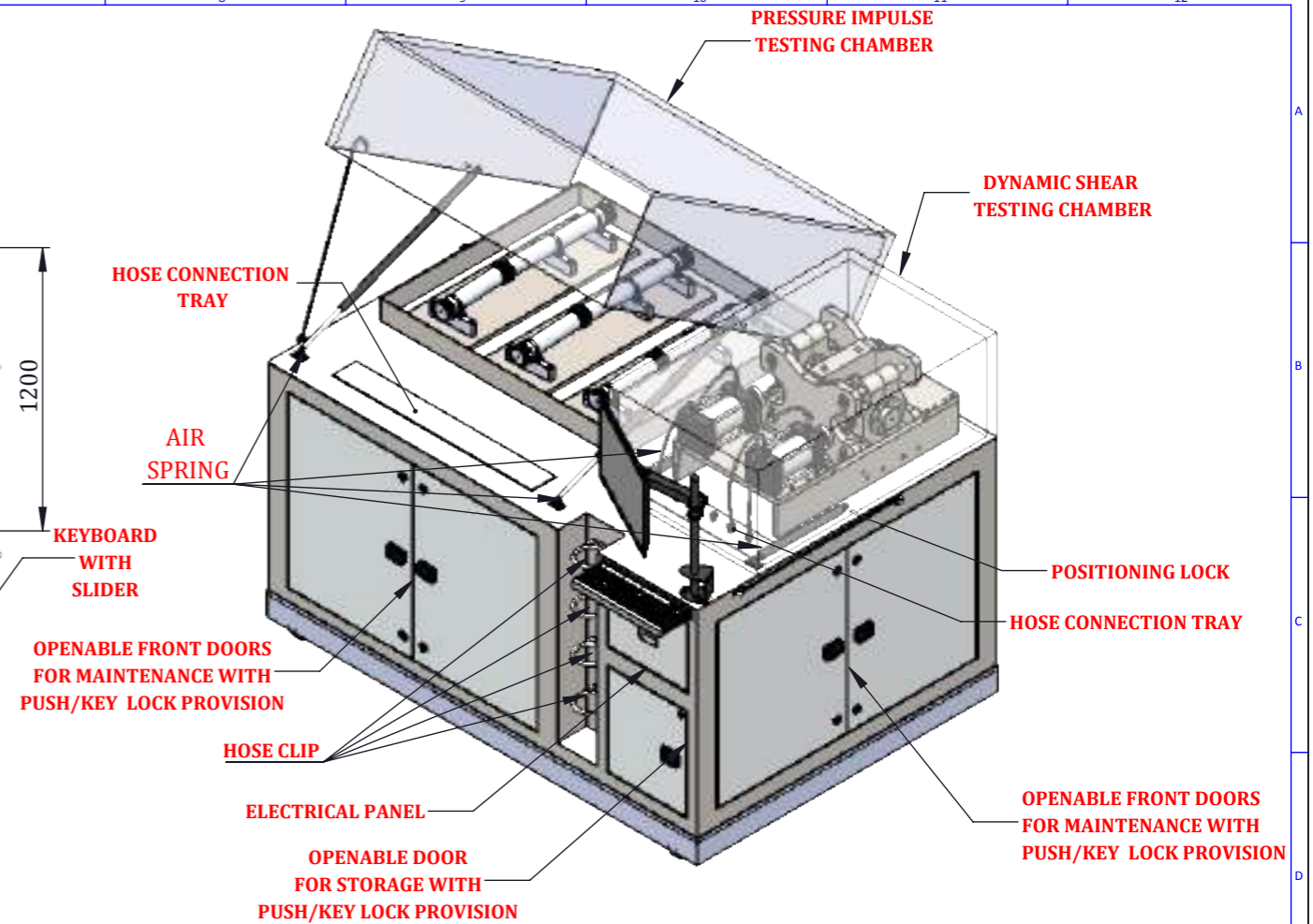
THIS DWG. IS SOLE PROPERTY OF NEOMETRIX ENGINEERING PVT. LTD. UNAUTHORISED USE OF THIS DWG. OR MAKING PRODUCT AS PER THIS DWG. WITHOUT OUR PERMISSION OR ANY OTHER MISUSE IS NOT PERMITTED.



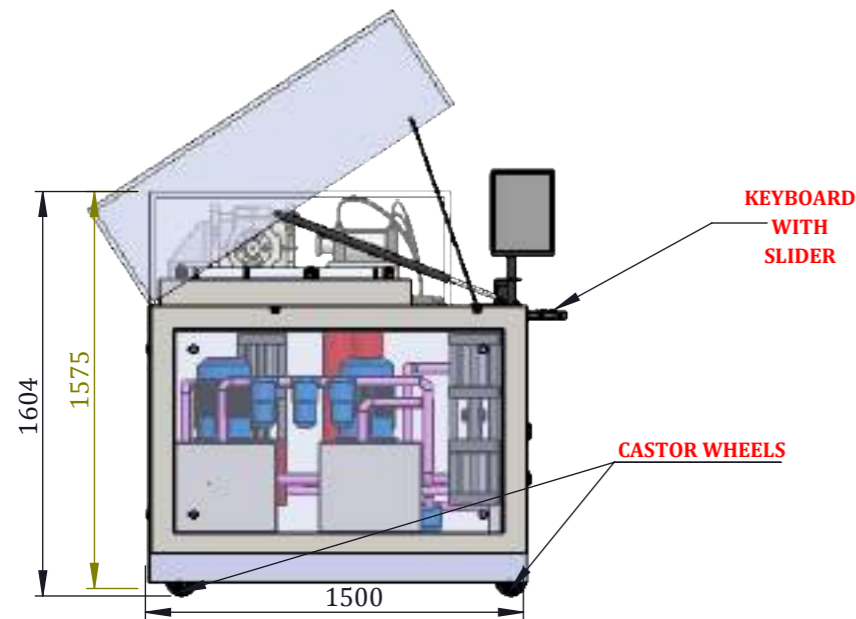
LEFT SIDE ISOMETRIC VIEW



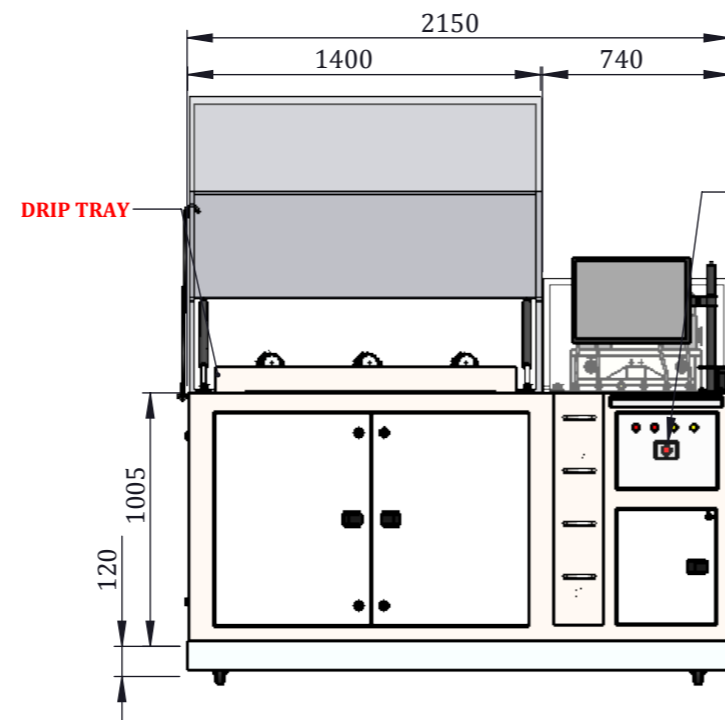
TOP VIEW



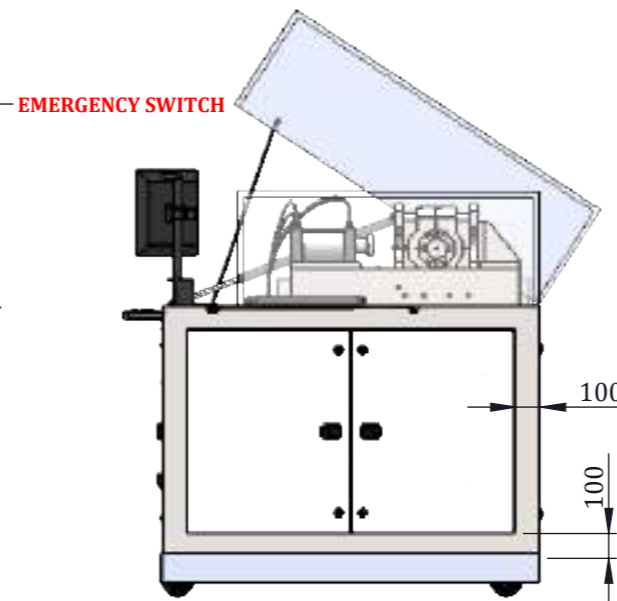
RIGHT SIDE ISOMETRIC VIEW



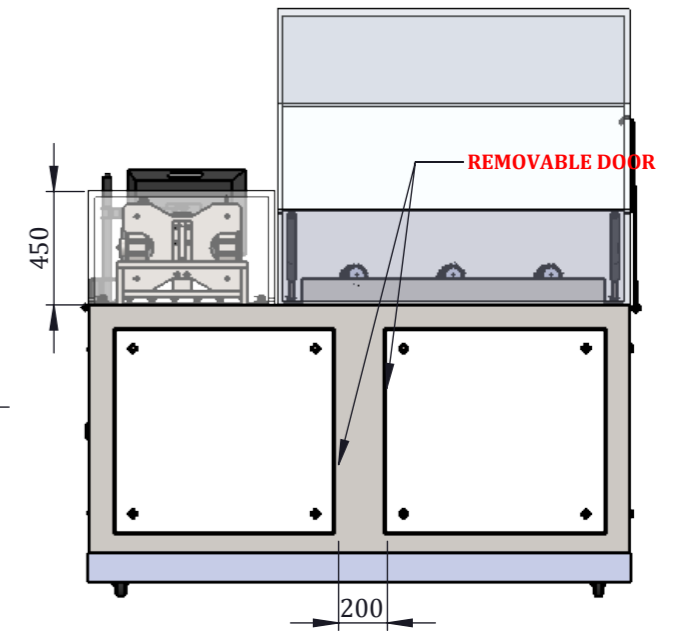
LEFT SIDE VIEW



FRONT VIEW



RIGHT SIDE VIEW



BACK VIEW

DESIGN DATA

OVERALL DIMENSIONS	2150(L) X 1500(W) X 1575(H)
TESTING CHAMBER	ACRYLIC SHEET, 25 mm THICK
"UUT" FILLING AREA	145(L) X 200(W) X 920(H)
TOP & BOTTOM SHEET	5 mm THICK
RIG THICKNESS	3 mm
POWDER COATING	RAL 7035 & RAL 7021

DYNAMIC SHEAR AND PRESSURE IMPULSE TESTING RIG

NOTE: TENTATIVE DRAWING SUBJECT TO CHANGE.

NEOMETRIX www.neometrixgroup.com		NEOMETRIX ENGINEERING PVT. LTD. E-148, Sector-63, Noida, UP-201301 Tel. No. :- 0120-4500800 Fax No. :- 0120-4500888 Email :- contact@neometrixgroup.com	
MAIN TITLE	DYNAMIC SHEAR AND PRESSURE IMPULSE TEST EQUIPMENT	QA No.	
SUB - TITLE	GENERAL APPEARANCE DRAWING	Cross Ref. Doc. No.	
CODE	A1803	Customer Dwg./Ref. No.	
CUSTOMER	EATON INDIA INNOVATION CENTRE, LLP	Note :	
END - USER	EATON INDIA INNOVATION CENTRE, LLP		
PO. NO.	9027000001613	DATED:-	14/08/2018
PROJECTION	DRAWN BY & DATE	SRK	28/11/2018
	CHECKED BY & DATE	R.K	28/11/2018
	APPROVED BY & DATE	S.P.S	28/11/2018
		Size	A3
		Scale	NTS
		Sheet No.	01
		Of.	01
		NEO. DWG. No.	T-DAP-A1803-GADWG
		REV	02