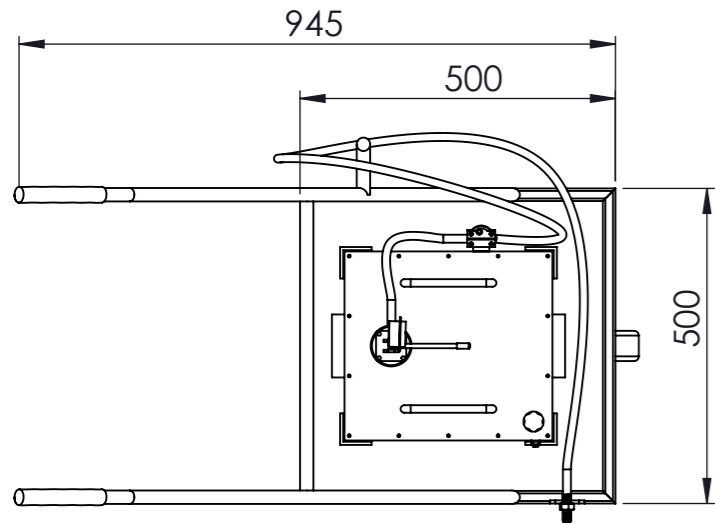
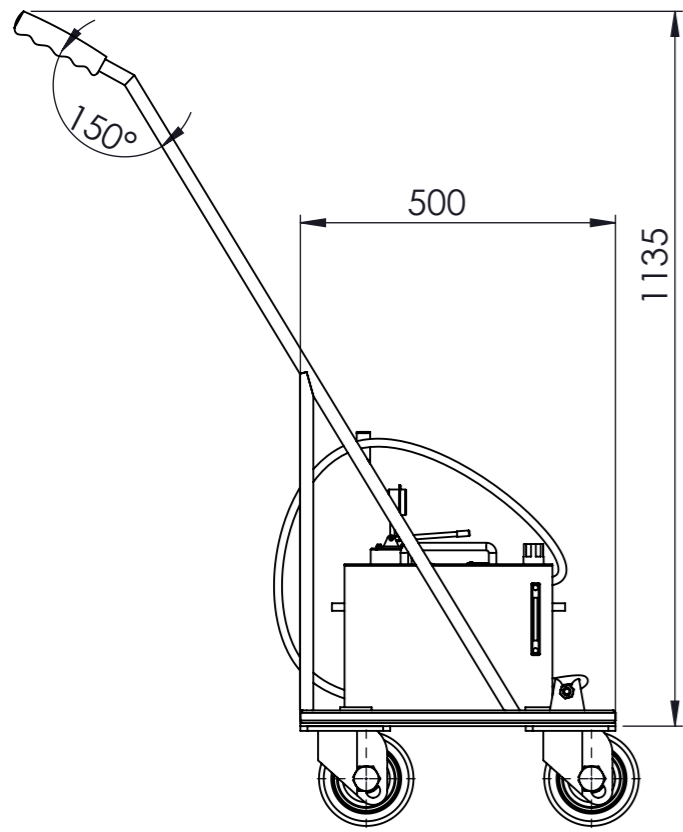


THIS DWG. IS SOLE PROPERTY OF NEOMETRIX ENGINEERING PVT. LTD. UNAUTHORISED USE OF THIS DWG. OR MAKING PRODUCT AS PER THIS DWG. WITHOUT OUR PERMISSION OR ANY OTHER MISUSE IS NOT PERMITTED.

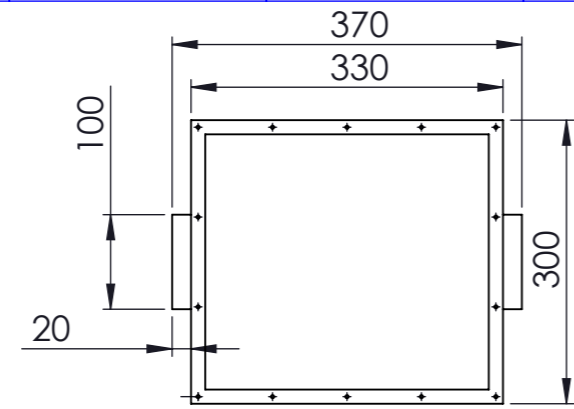


TOP VIEW

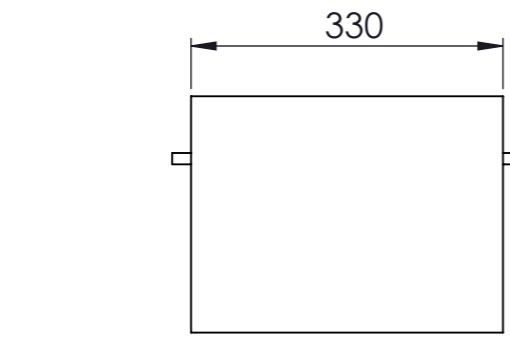


FRONT VIEW

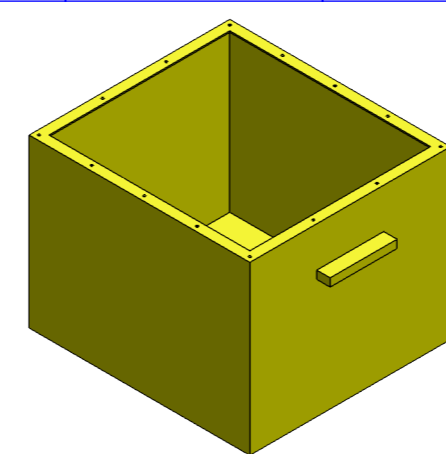
NOTE:
ALL DIMENSIONS ARE IN MM.
TENTATIVE DRAWING, SUBJECTED TO CHANGE.



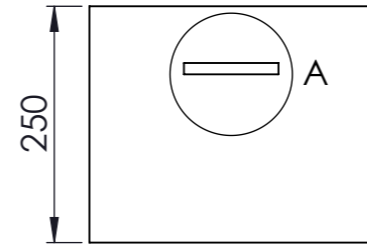
TOP VIEW



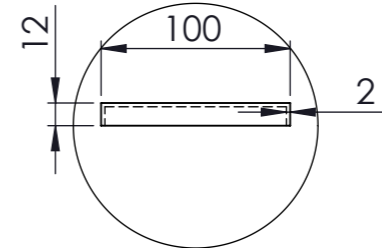
FRONT VIEW



ISOMETRIC VIEW



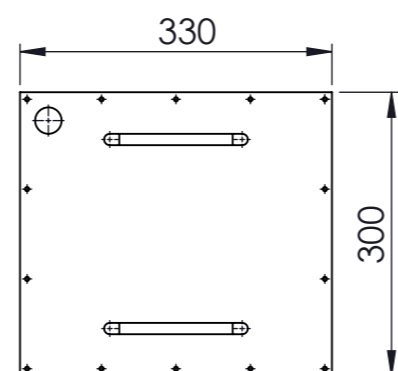
SIDE VIEW



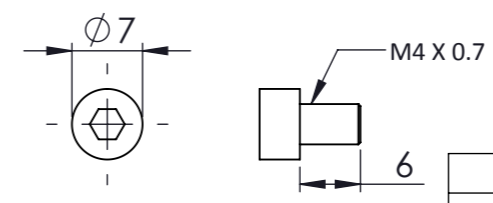
DETAIL A
SCALE 1 : 4

HYDRAULIC TANK

MATERIAL : SS 304



TOP VIEW

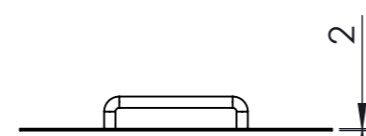


M4 ALLEN BOLT

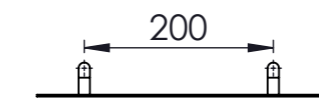
QTY: 15 NOS. + 3 SPARES

M4 WASHER

QTY: 15 NOS. + 3 SPARES



FRONT VIEW



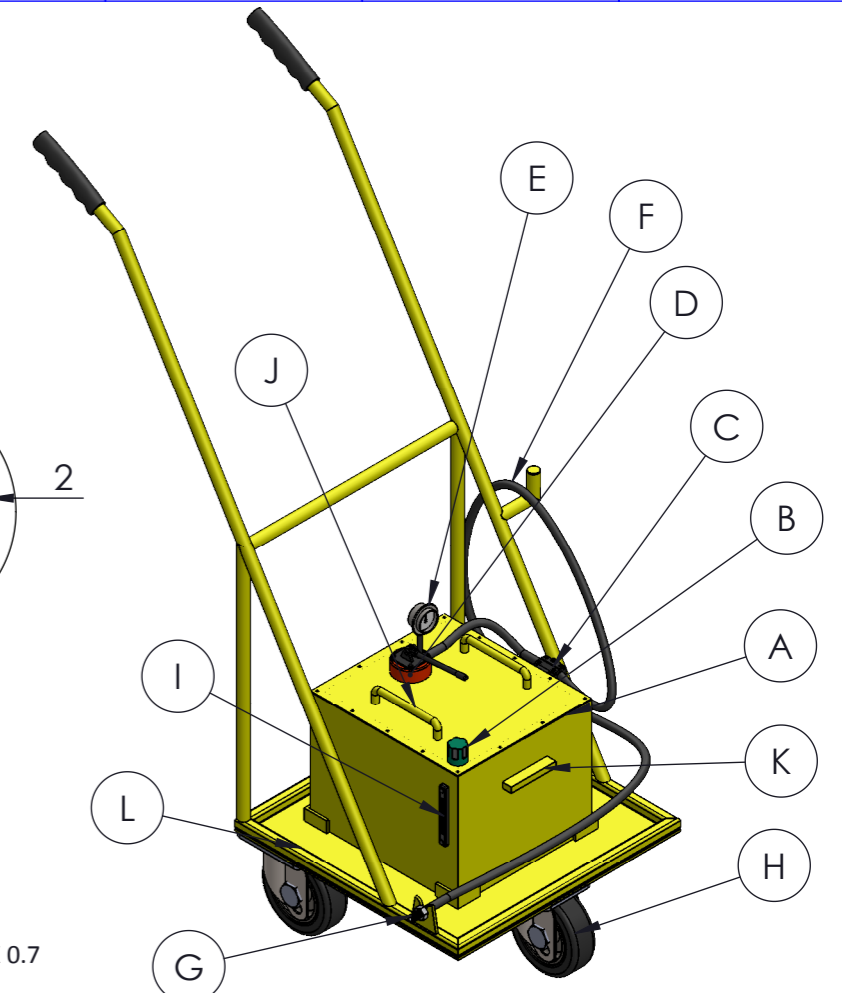
SIDE VIEW

HYDRAULIC TANK TOP PLATE

MATERIAL : SS 304

TECHNICAL DETAILS :

- HYDRAULIC OIL TO BE USE : OM-15 OR EQUIVALENT.
- TWO DIFFERENT ADAPTOR FOR HYRAULIC OIL CHARGING: 01 FOR MIG SERIES & 01 FOR SU 30 AIRCRAFT.
- VOLUME OF TANK : 25 kg (APPROX.)
- THICKNESS OF TANK : 2 MM
- WEIGHT OF RIG: 30 KG (APPROX.)



ISOMETRIC VIEW

DESIGN DATA

PART NO.	PART NAME.	DESCRIPTION/MODEL	MAKE
A.	STORAGE TANK	SS 304 / 25 LTRS	NEOMETRIX
B.	FILLER BREATHER	TANK FILLER-STRAINER BREATHER ASSEMBLY/FSB-05	HYDRILINE
C.	HYDRAULIC FILTER	3 MICRON	HYDRILINE
D.	HAND PUMP	30 BAR, 49CC PER STROKE/HP-5016K	POLYHYDRON
E.	PRESSURE GAUGE	RANGE(0-120KG/CM2) /232.50.100(BOTTOM)	WIKA
F.	CHARGING HOSE	1/2" HOSE, 5000MM LENGTH	PARKER
G.	UNIVERSAL ADAPTOR	ONE FOR MIG SERIES, ONE FOR SU-30 ac	AS PER STANDARD
H.	WHEEL WITH LOCK PROVISION	DIA-125MM	POLYURTHANE
I.	LEVEL INDIATOR	LEVEL GAUGE -LG 2 / LG -05	HYDRILINE
J.	HANDLE	AS PER STANDARD	AS PER STANDARD
K.	LIFTING HOOKS	AS PER STANDARD	AS PER STANDARD
L.	TROLLEY	CORROSION RESISTANT METAL ONLY	NEOMETRIX

NEOMETRIX
www.neometrixgroup.com
NEOMETRIX ENGINEERING PVT. LTD.
E-148, Sector-63, Noida, UP-201301
Tel. No. :- 0120-4500800
Fax No. :- 0120-4500888
Email :- contact@neometrixgroup.com

MAIN TITLE	UNIVERSAL HYDRAULIC CHARGING RIG	Q.A No.	
SUB - TITLE	HYDRAULIC RIG	Cross Ref. Doc. No.	
CODE	A1760	Customer Dwg./Ref. No.	
CUSTOMER	IAF NASIK	Note :	
END - USER	IAF NASIK		
TENDER NO.	-----		
PROJECTION	DRAWN BY & DATE	N.K	06/09/2018
	CHECKED BY & DATE	S.R	06/09/2018
	APPROVED BY & DATE	S.P.S	06/09/2018
	Size	Scale	Sheet No. Of
	A3	NTS	01 01
	NEO. DWG. No.		REV
	T-DAP-GADWG-UHCR		00